

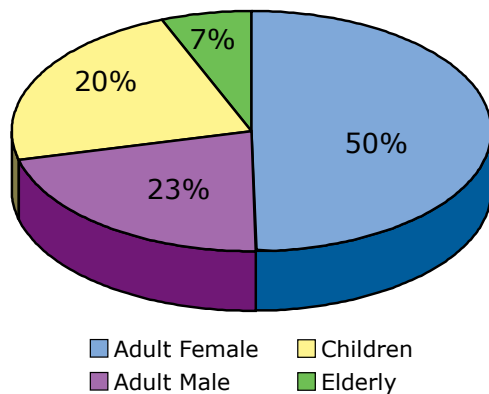
Mission of Mercy 3rd Quarter 2009 Summary of Services (July 1 to September 30, 2009)




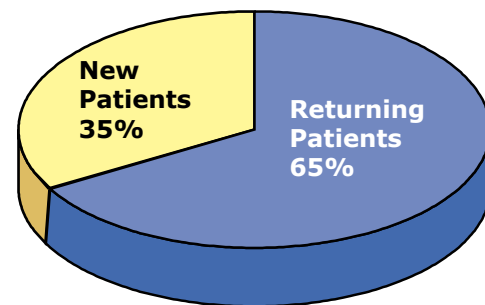
Arizona Clinics:	2009 3rd Qtr.	2008 3rd Qtr.	Since Inception	
	Patients/Visits	Patients/Visits	Patients	Visits
Mesa, AZ	581 / 855	584 / 833	18,446	48,706
Maryvale, AZ	241 / 360	214 / 297	7,788	18,327
Phoenix, AZ	665 / 1,008	596 / 884	14,635	41,805
South Phoenix <i>(opened 7/08)</i>	209 / 282	157 / 224	675	1,374
TOTAL	1,696 / 2,505	1,551 / 2,238	41,544	110,212

PATIENT BACKGROUND	Arizona Clinics	FREE PRESCRIPTIONS DISPENSED		
		3rd Qtr. 2009	3rd Qtr. 2008	Cumulative: Since inception-Fall 1997
No Insurance	99%	4,397	3,617	156,172
Minority	87%			

Arizona Patient Profile



New and Returning Patients



COMMUNITY COMMITMENT 3RD QUARTER 2009

ACTIVE VOLUNTEERS

	Arizona Clinics
Physicians	15
Nurses/Technicians	57
Pharmacists	16
Patient Classes/Training	5
Hospitality	100
Interpreter	36
Driver/Security	5
Administrative	6
Fund Raising	8
TOTAL	248

2009 CLINIC VOLUNTEERS

3rd Qtr. 2009	3rd Qtr. 2008
Hours / Value	Hours / Value
2,404 / \$88,524	2,342 / \$74,389

2009 CLINIC BACKGROUND

Average Med'l Visits Per Day	68.0
RX Dispensed per visit	1.75
Cost/Clinic Day	\$5,712

PRO BONO SERVICES PROVIDED TO MISSION OF MERCY BY ARIZONA PARTNERS

Radiology/Diagnostic Imaging

Medical Supplies

Facilities

Specialty Doctors (in office pro bono)

Clothing & Food Drives for M.O.M. Patients

Vendor Pro bono/Discounted Services (e.g. video production, printing, public relations, resource development, graphic design, information technology services, etc.)

Laboratory

Medications

Utilities

Mobile Medical Van

CLINIC LOCATIONS

Mesa, Arizona – Opened October 22, 1997

Maryvale, Arizona – Opened July 14, 1998

Phoenix, Arizona – Opened October 23, 1997

South Phoenix – Opened July, 7, 2008

Appointment Number: 602.486.7798

